



KEY

- Direction & Distance of Turbine
- Nearest Turbine
 - Other Turbines within 2km
 - Other Turbine Hubs Theoretically Visible
 - Other Turbine Tips Theoretically Visible



Produced By: EK	Ref:P17-1037.201	Rev: -
Approved By: DT	Date:22.08.19	
	Scale: 1:1,000 @ A4	

Residential Visual Amenity Study AEI Fig A8.1.2 - Marbrack

SHEPHERDS' RIG WIND FARM



KEY

- Direction & Distance of Turbine
- Nearest Turbine
 - Other Turbines within 2km
 - Other Turbine Hubs Theoretically Visible
 - Other Turbine Tips Theoretically Visible



Produced By: EK	Ref: P17-1037.202	Rev: -
Approved By: DT	Date: 22.08.19	
	Scale: 1:1,000 @ A4	

Residential Visual Amenity Study
AEI Fig A8.1.3 - Marbrack Cottage

SHEPHERDS' RIG WIND FARM



KEY

Direction & Distance of Turbine

- Nearest Turbine
- Other Turbines within 2km
- Other Turbine Hubs Theoretically Visible
- Other Turbine Tips Theoretically Visible



Produced By: EK	Ref:P17-1037.203	Rev: -
Approved By: DT	Date:22.08.19	
	Scale: 1:1,000 @ A4	

Residential Visual Amenity Study
AEI Fig A8.1.4 - Furmiston

SHEPHERDS' RIG WIND FARM

Copyright Pegasus Planning Group Ltd. Crown copyright. All rights reserved. Pegasus accepts no liability for any use of this document other than for its original purpose, or by the original client, or following Pegasus' express agreement to such use. T 01285 647177 www.pegasusgroup.co.uk



INFINERGY



KEY

Direction & Distance of Turbine

- Nearest Turbine
- Other Turbines within 2km
- Other Turbine Hubs Theoretically Visible
- Other Turbine Tips Theoretically Visible



Produced By: EK	Ref:P17-1037.204	Rev:
Approved By: DT	Date:22.08.19	
	Scale: 1:1,000 @ A4	

Residential Visual Amenity Study
AEI Fig A8.1.5 - Nether Loskie

SHEPHERDS' RIG WIND FARM



KEY

- Direction & Distance of Turbine
- Nearest Turbine
 - Other Turbines within 2km
 - Other Turbine Hubs Theoretically Visible
 - Other Turbine Tips Theoretically Visible



Produced By: EK	Ref:P17-1037.205	Rev: -
Approved By: DT	Date:22.08.19	
	Scale: 1:1,000 @ A4	

Residential Visual Amenity Study
AEI Fig A8.1.6 -
Marsalloch Cottage

SHEPHERDS' RIG WIND FARM



KEY

- Direction & Distance of Turbine
- Nearest Turbine
 - Other Turbines within 2km
 - Other Turbine Hubs Theoretically Visible
 - Other Turbine Tips Theoretically Visible



Produced By: EK	Ref: P17-1037.206	Rev: -
Approved By: DT	Date: 22.08.19	
	Scale: 1:1,000 @ A4	

Residential Visual Amenity Study AEI Fig A8.1.7 - 2 Muirdrochwood





SHEPHERDS' RIG WIND FARM

Copyright Pegasus Planning Group Ltd. Crown copyright. All rights reserved. Pegasus accepts no liability for any use of this document other than for its original purpose, or by the original client, or following Pegasus' express agreement to such use. T 01285 647177 www.pegasusgroup.co.uk



KEY

Direction & Distance of Turbine

-  Nearest Turbine
-  Other Turbines within 2km
-  Other Turbine Hubs Theoretically Visible
-  Other Turbine Tips Theoretically Visible



Produced By: EK	Ref:P17-1037.207	Rev: -
Approved By: DT	Date:22.08.19	
	Scale: 1:1,000 @ A4	

Residential Visual Amenity Study
AEI Fig A8.1.8 - 1 Muirdrochwood

SHEPHERDS' RIG WIND FARM

Copyright Pegasus Planning Group Ltd. Crown copyright. All rights reserved. Pegasus accepts no liability for any use of this document other than for its original purpose, or by the original client, or following Pegasus' express agreement to such use. T 01205 647177 www.pegasusgroup.co.uk



KEY

- Direction & Distance of Turbine
- Nearest Turbine
 - Other Turbines within 2km
 - Other Turbine Hubs Theoretically Visible
 - Other Turbine Tips Theoretically Visible



Produced By: EK	Ref:P17-1037.208	Rev: -
Approved By: DT	Date:22.08.19	
	Scale: 1:1,000 @ A4	

Residential Visual Amenity Study
AEI Fig A8.1.9 - Smittons

SHEPHERDS' RIG WIND FARM



Copyright Pegasus Planning Group Ltd. Crown copyright. All rights reserved. Pegasus accepts no liability for any use of this document other than for its original purpose, or by the original client, or following Pegasus' express agreement to such use. T 01285 647177 www.pegasusgroup.co.uk



KEY

Direction & Distance of Turbine

- Nearest Turbine
- Other Turbines within 2km
- Other Turbine Hubs Theoretically Visible
- Other Turbine Tips Theoretically Visible



Produced By: EK	Ref: P17-1037.209	Rev: -
Approved By: DT	Date: 22.08.19	
	Scale: 1:1,000 @ A4	

Residential Visual Amenity Study
AEI Fig A8.1.10 - Stroanpatrick

SHEPHERDS' RIG WIND FARM

Copyright Pegasus Planning Group Ltd. Crown copyright. All rights reserved. Pegasus accepts no liability for any use of this document other than for its original purpose, or by the original client, or following Pegasus' express agreement to such use. T 01285 647177 www.pegasusgroup.co.uk



KEY

Direction & Distance of Turbine

- Nearest Turbine
- Other Turbines within 2km
- Other Turbine Hubs Theoretically Visible
- Other Turbine Tips Theoretically Visible



Produced By: EK	Ref:P17-1037.210	Rev: -
Approved By: DT	Date:22.08.19	
	Scale: 1:1,000 @ A4	

Residential Visual Amenity Study
AEI Fig A8.1.11 - Craigengillan

SHEPHERDS' RIG WIND FARM

Copyright Pegasus Planning Group Ltd. Crown copyright. All rights reserved. Pegasus accepts no liability for any use of this document other than for its original purpose, or by the original client, or following Pegasus' express agreement to such use. T 01205 647177 www.pegasusgroup.co.uk



KEY

Direction & Distance of Turbine

- Nearest Turbine
- Other Turbines within 2km
- Other Turbine Hubs Theoretically Visible
- Other Turbine Tips Theoretically Visible



Produced By: EK	Ref:P17-1037.211	Rev: -
Approved By: DT	Date:22.08.19	
	Scale: 1:1,000 @ A4	

Residential Visual Amenity Study
AEI Fig A8.1.12 -
Craigengillan Cottage

SHEPHERDS' RIG WIND FARM





KEY

- Direction & Distance of Turbine
- Nearest Turbine
 - Other Turbines within 2km
 - Other Turbine Hubs Theoretically Visible
 - Other Turbine Tips Theoretically Visible



Produced By: EK	Ref:P17-1037.212	Rev: -
Approved By: DT	Date:22.08.19	
	Scale: 1:1,000 @ A4	

Residential Visual Amenity Study AEI Fig A8.1.13 - Moorbrock

SHEPHERDS' RIG WIND FARM

Copyright Pegasus Planning Group Ltd. Crown copyright. All rights reserved. Pegasus accepts no liability for any use of this document other than for its original purpose, or by the original client, or following Pegasus' express agreement to such use. T 01285 647177 www.pegasusgroup.co.uk



KEY

Direction & Distance of Turbine

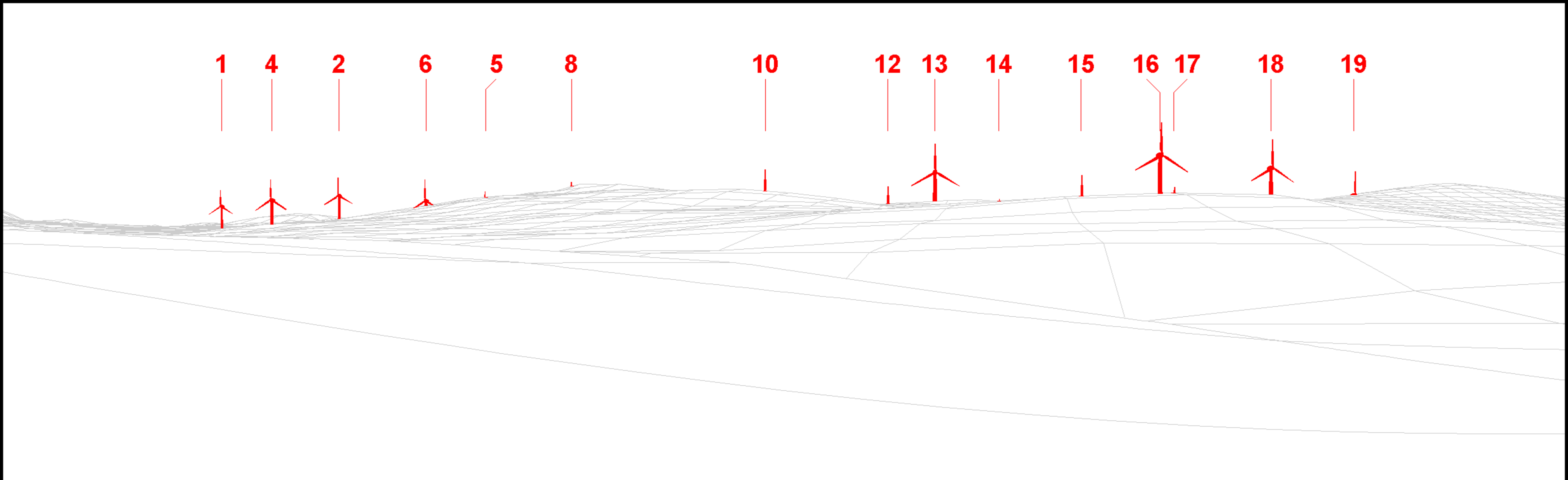
- Nearest Turbine
- Other Turbines within 2km
- Other Turbine Hubs Theoretically Visible
- Other Turbine Tips Theoretically Visible



Produced By: EK	Ref:P17-1037.213	Rev: -
Approved By: DT	Date: 22.08.19	
	Scale: 1:1,000 @ A4	

Residential Visual Amenity Study
AEI Fig A8.1.14 - Strahanna Farm

SHEPHERDS' RIG WIND FARM



1

4

2

6

5

8

10

12

13

14

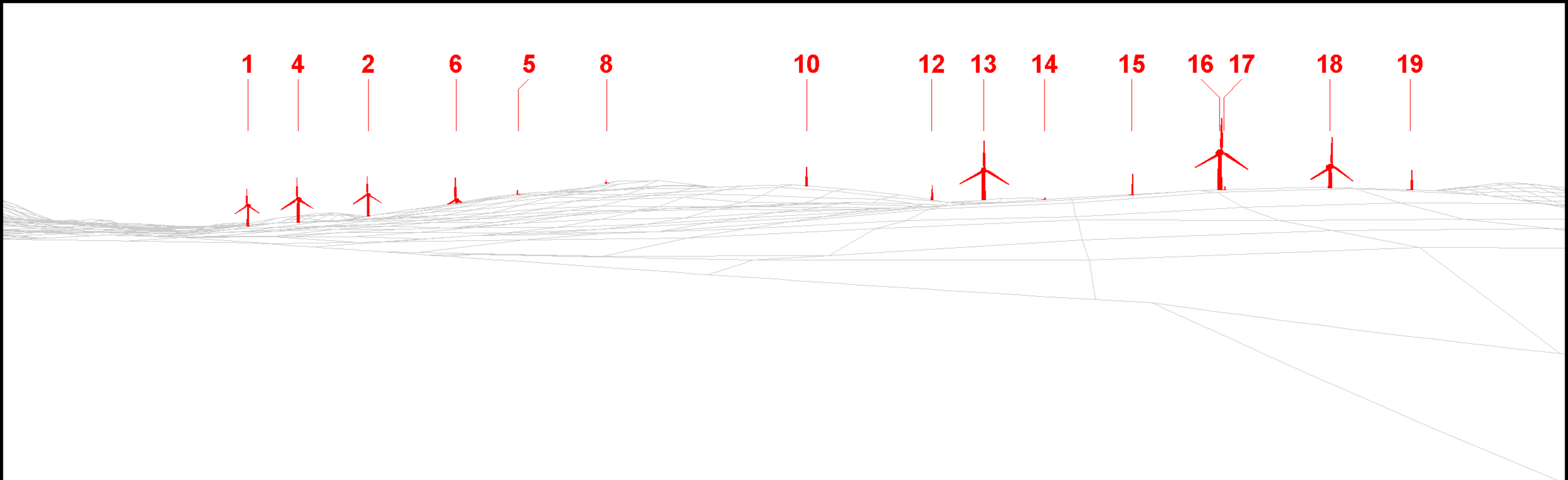
15

16

17

18

19



1

4

2

6

5

8

10

12

13

14

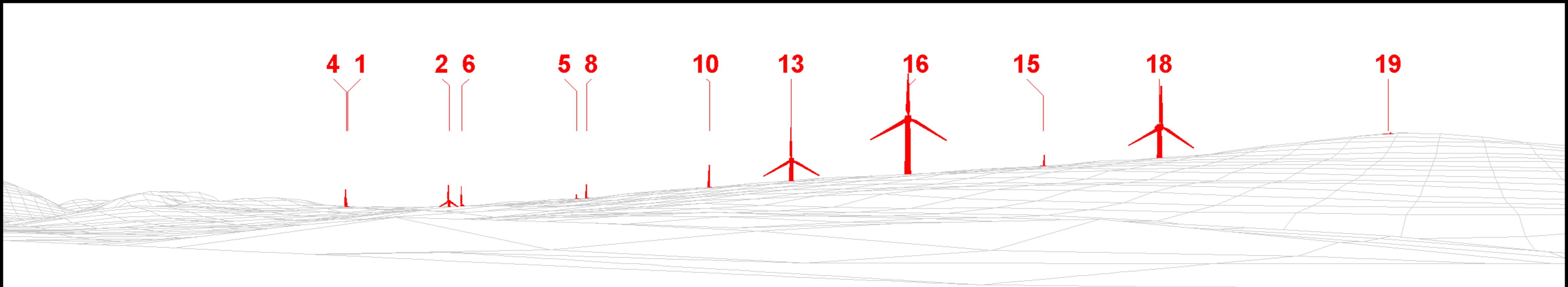
15

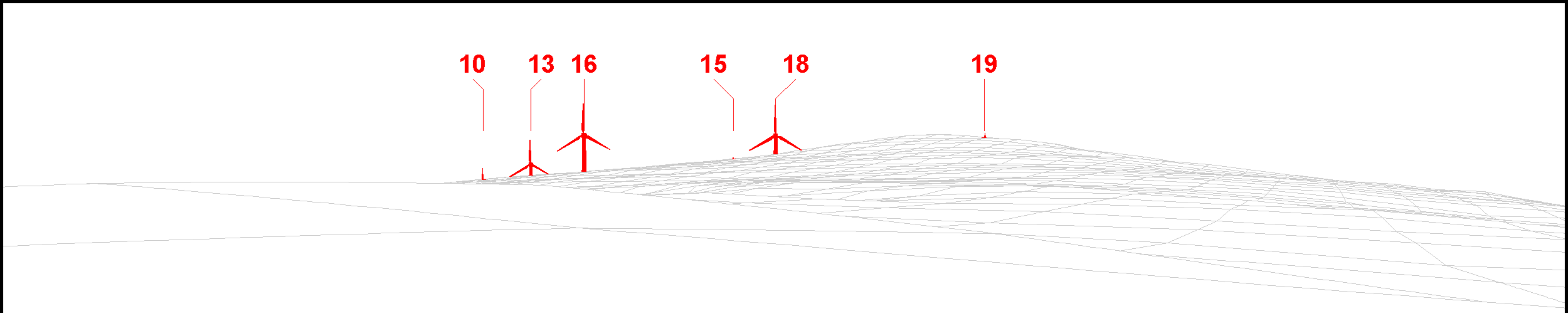
16

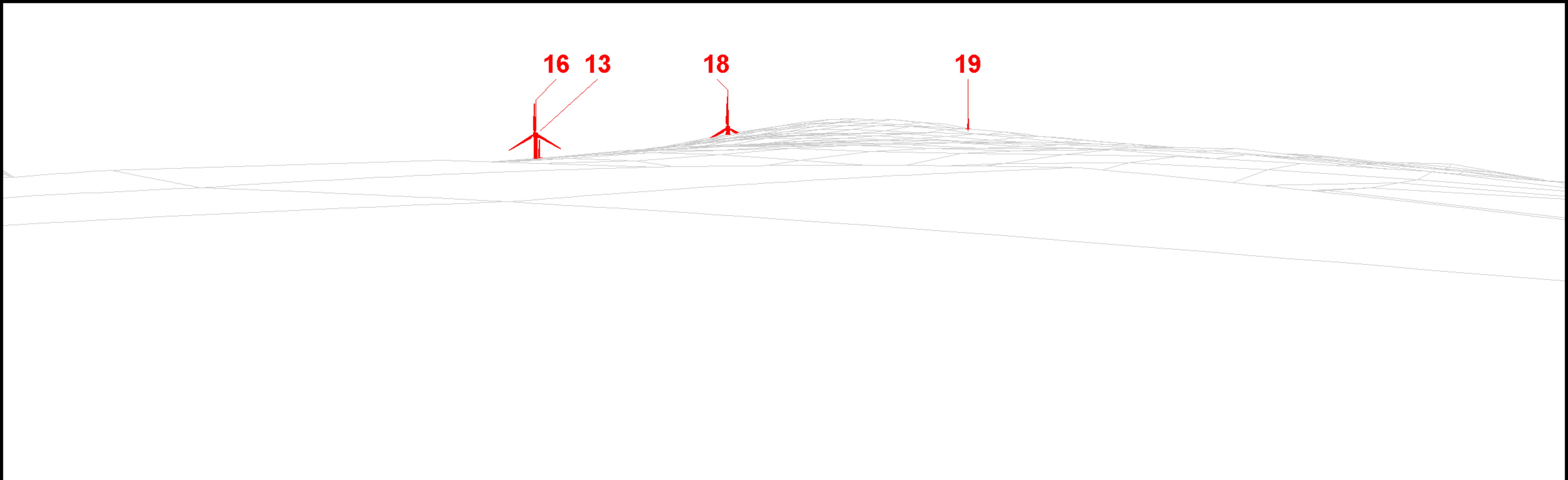
17

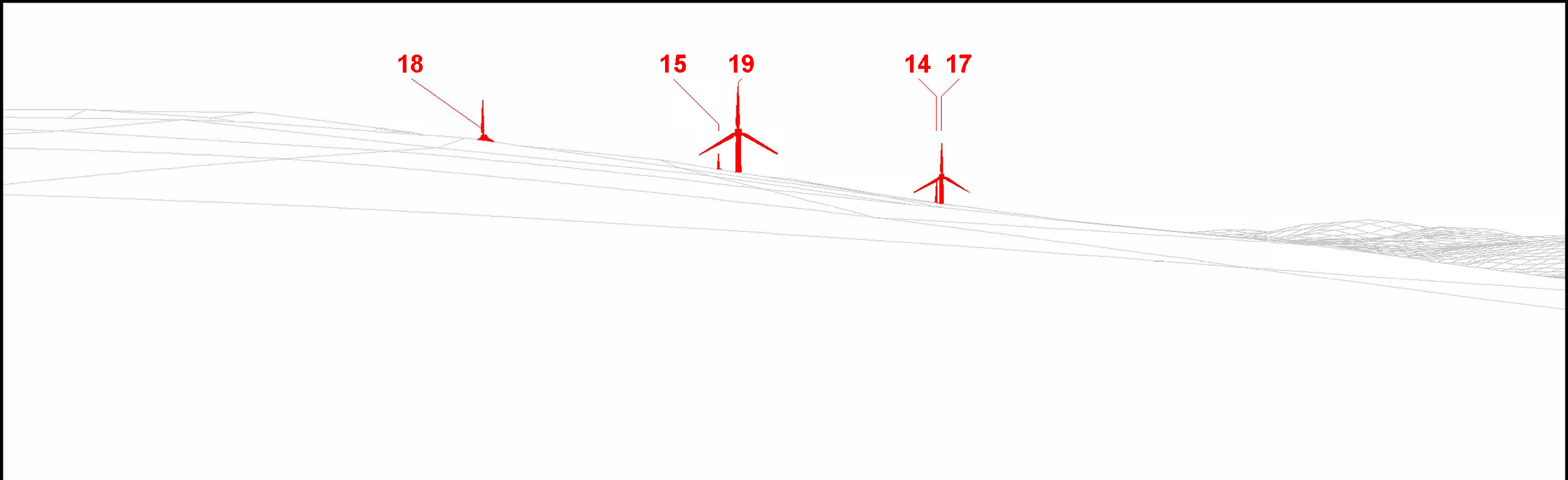
18

19









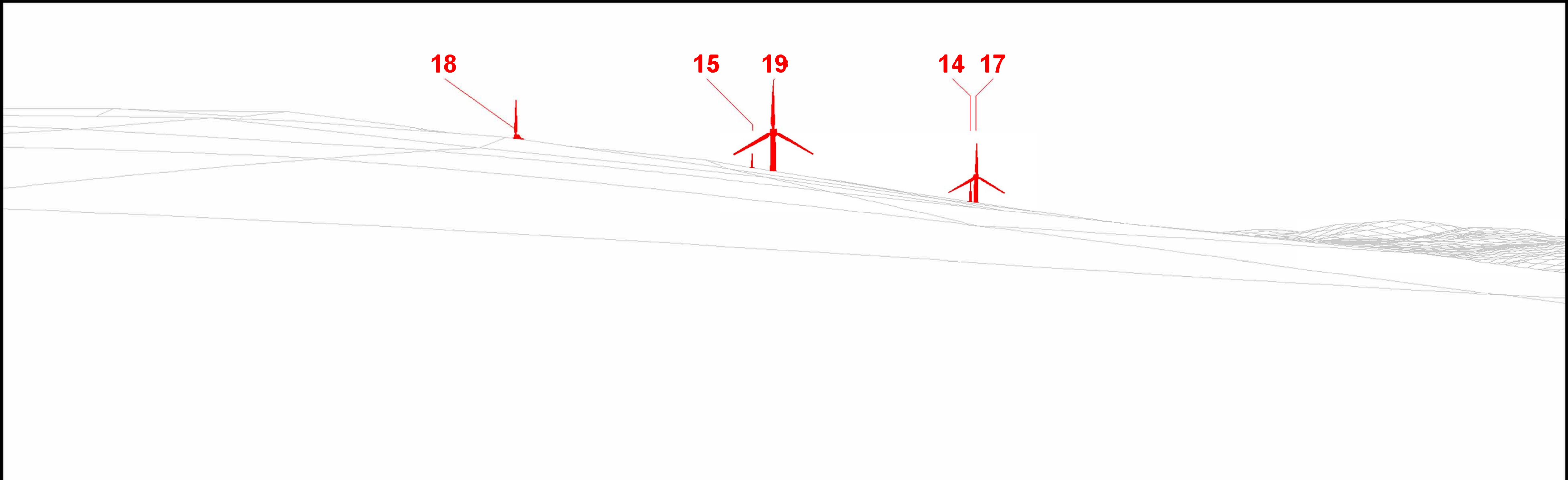
18

15

19

14

17




18

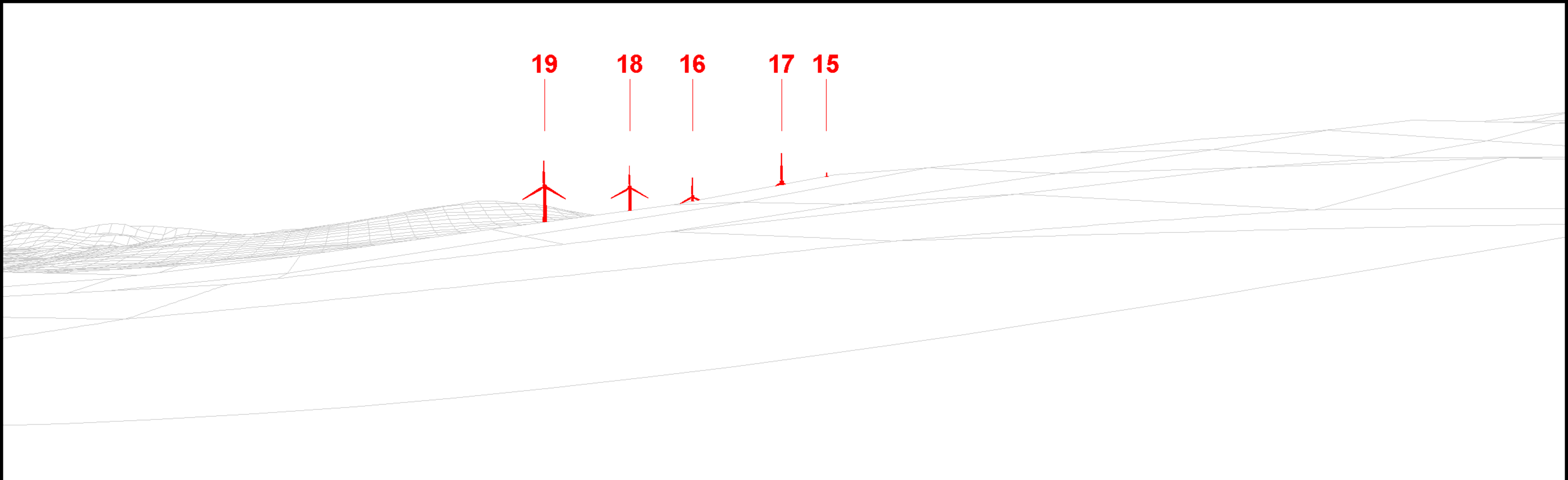
15

19

14

17





19

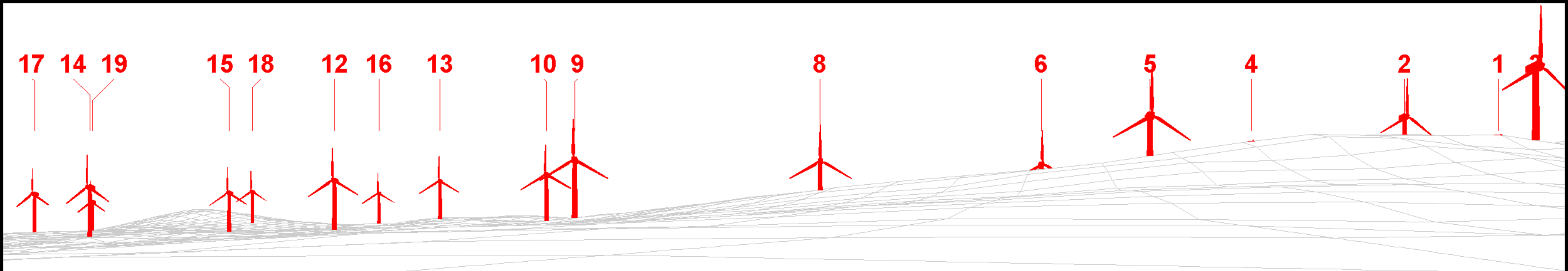
18

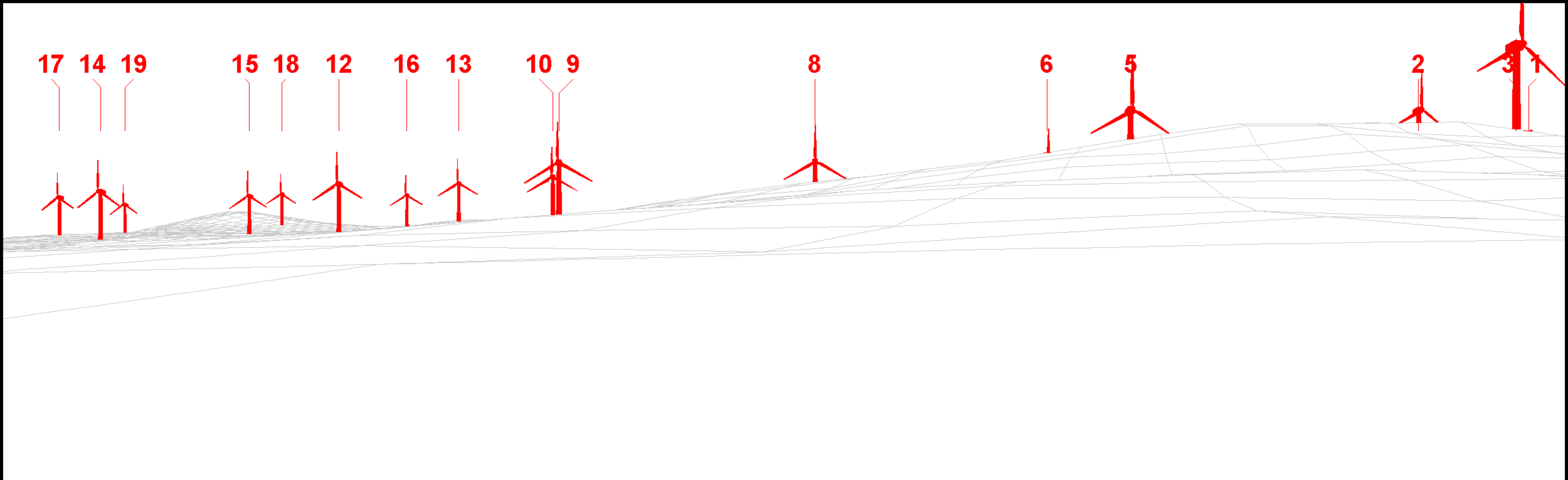
16

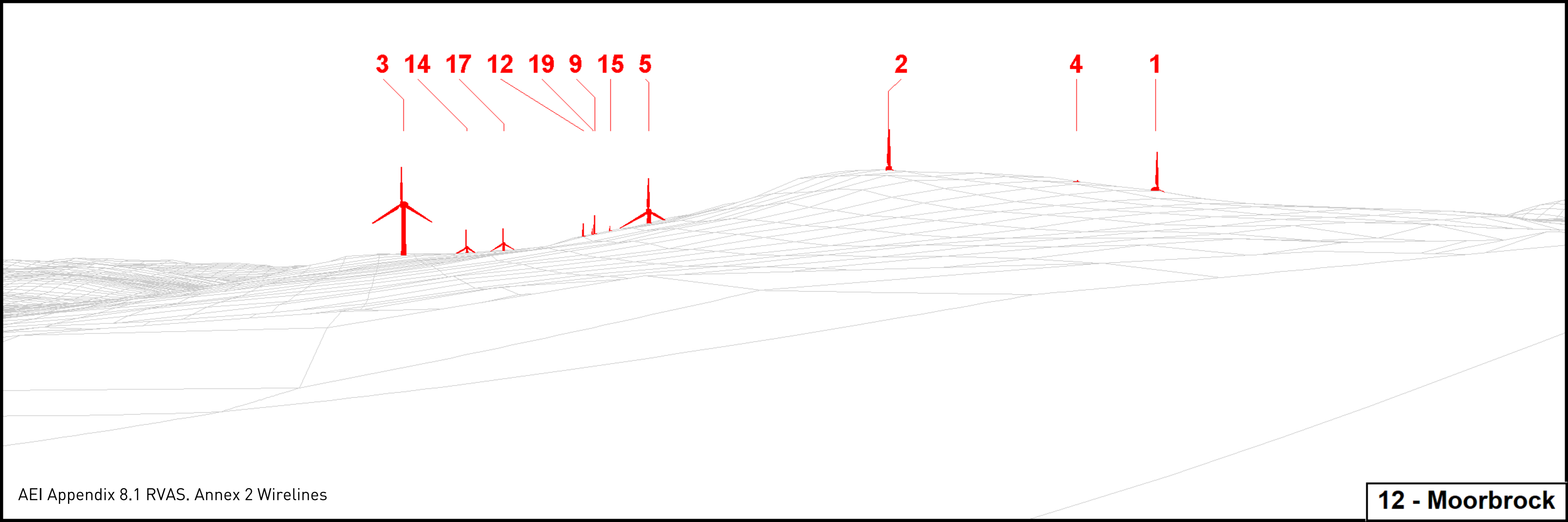
17

15









3 14 17 12 19 9 15 5

2

4

1

